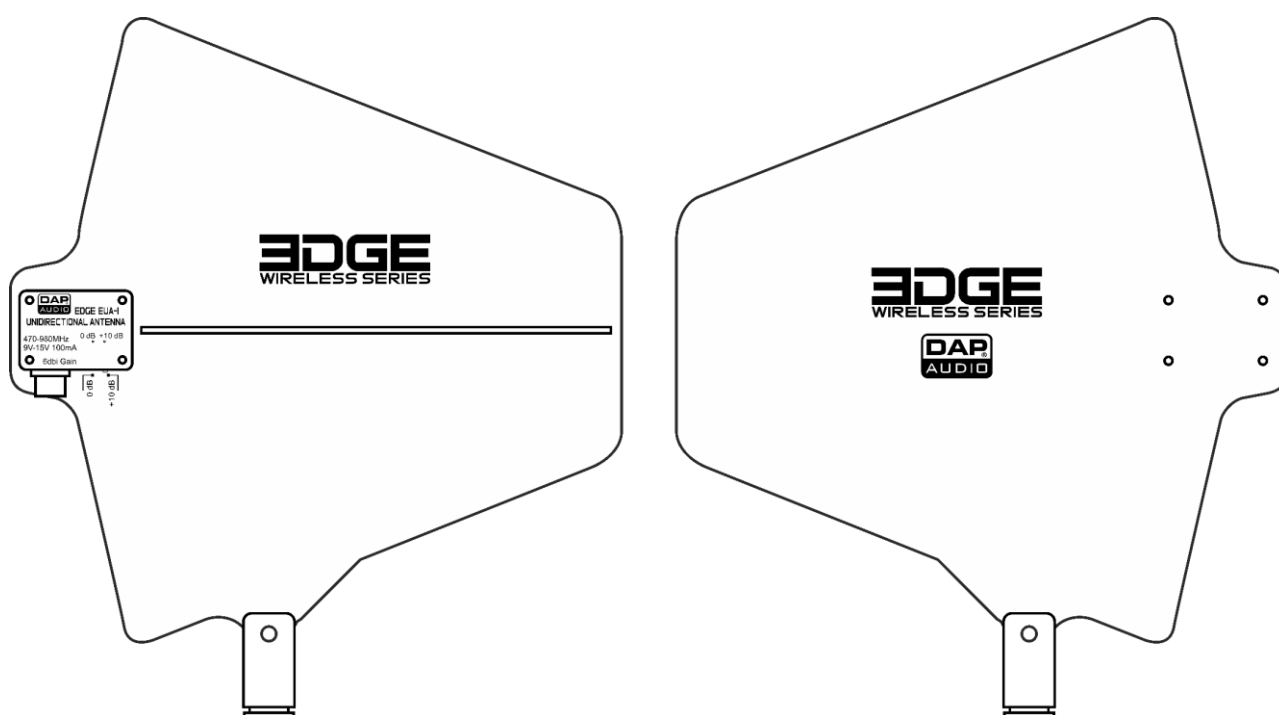




USER MANUAL



ENGLISH

EDGE EUA-1

V2

Product code: D1486

Preface

Thank you for purchasing this DAP product.

The purpose of this user manual is to provide instructions for the correct and safe use of this product.

Keep the user manual for future reference as it is an integral part of the product. The user manual shall be stored at an easily accessible location.

This user manual contains information concerning:

- Safety instructions
- Installation and operation of the device
- Intended and non-intended use of the device
- Maintenance procedures
- Troubleshooting
- Transport, storage and disposal of the device

Non-observance of the instructions in this user manual may result in serious injuries and damage of property.

©2022 DAP. All rights reserved.

No part of this document may be copied, published or otherwise reproduced without the prior written consent of Highlite International.

Design and product specifications are subject to change without prior notice.

For the latest version of this document or other language versions, please visit our website www.highlite.com or contact us at service@highlite.com.

Highlite International and its authorized service providers are not liable for any injury, damage, direct or indirect loss, consequential or economic loss or any other loss arising from the use of, or inability to use or reliance on the information contained in this document.

Table of contents

1. Introduction	3
1.1. Before Using the Product	3
1.2. Intended Use	3
1.3. Text Conventions	3
1.4. Symbols and Signal Words	4
2. Safety	4
2.1. Warnings and Safety Instructions	4
2.2. Requirements for the User	5
3. Description of the Device	6
3.1. Overview	6
3.2. Product Specifications	6
3.3. Accessories	7
3.4. Dimensions	7
4. Installation	8
4.1. Ambient Conditions	8
4.2. Mounting	8
5. Setup	9
5.1. Safety Instructions for Operation	9
5.2. Compatibility of the Device	9
5.3. Setting the Gain Boost	9
5.4. Connecting the Device	10
6. Troubleshooting	11
7. Maintenance	11
7.1. Preventive Maintenance	11
7.1.1. Basic Cleaning Instructions	11
7.2. Corrective Maintenance	11
8. Deinstallation, Transportation and Storage	12
9. Disposal	12
10. Approval	12

1. Introduction

1.1. Before Using the Product



Important

Read and follow the instructions in this user manual before installing, operating or servicing this product.

The manufacturer will not accept liability for any resulting damages caused by the non-observance of this manual.

After unpacking, check the contents of the box. If any parts are missing or damaged, contact your Highlite International dealer.

Your shipment includes:

- DAP EDGE EUA-1
- 2 x BNC antenna cable (3 m)
- User manual

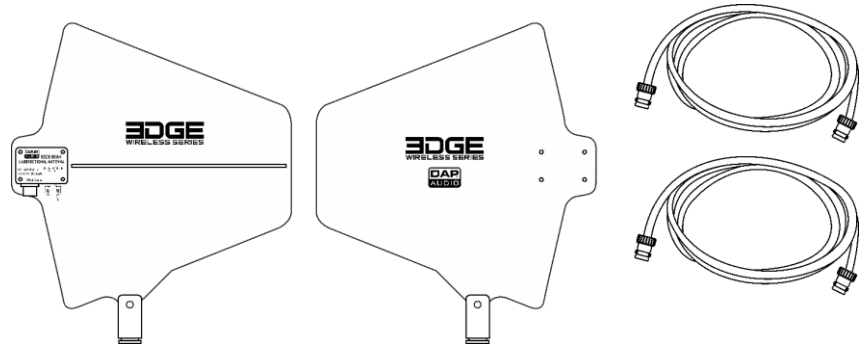


Fig. 01

1.2. Intended Use

This device is intended for use as an unidirectional antenna. It is suitable for indoor use. It is not suitable for households. Any incorrect use may lead to hazardous situations and result in injuries and material damage.

Any other use, not mentioned under intended use, is regarded as non-intended and incorrect use.

1.3. Text Conventions

Throughout the user manual the following text conventions are used:

- References: References to chapters and parts of the device are in bold lettering, for example: "Refer to **2. Safety**", "press the **power switch (03)**"
- 0–255: Defines a range of values
- Notes: **Note:** (in bold lettering) is followed by useful information or tips

1.4. Symbols and Signal Words

Safety notes and warnings are indicated throughout the user manual by safety signs.

Always follow the instructions provided in this user manual.



DANGER

Indicates an imminently hazardous situation which, if not avoided, will result in death or serious injury.



WARNING

Indicates an imminently hazardous situation which, if not avoided, could result in death or serious injury.



CAUTION

Indicates a potentially hazardous situation, which, if not avoided, may result in minor or moderate injury.



Attention

Indicates important information for the correct operation and use of the product.



Important

Read and observe the instructions in this document.



Provides important information about the disposal of this product.

2. Safety



Important

Read and follow the instructions in this user manual before installing, operating or servicing this product.

The manufacturer will not accept liability for any resulting damages caused by the non-observance of this manual.

2.1. Warnings and Safety Instructions



DANGER

Danger for children

For adult use only. The device must be installed beyond the reach of children.

- Do not leave various parts of the packaging (plastic bags, polystyrene foam, nails, etc.) within children's reach. Packaging material is a potential source of danger for children.



Attention

General safety

- Do not shake the device. Avoid brute force when installing or operating the device.
- If the device is exposed to extreme temperature variations (e.g. after transportation), do not switch it on immediately. Let the device reach room temperature before switching it on, otherwise it may be damaged by the formed condensation.

**Attention**

This device shall be used only for the purposes it is designed for.

This device is intended for use as an unidirectional antenna. It is suitable for indoor use. It is not suitable for households. Any incorrect use may lead to hazardous situations and result in injuries and material damage.

This device does not contain user-serviceable parts. Unauthorized modifications to the device will render the warranty void. Such modifications may result in injuries and material damage.

**Attention**

Do not expose the device to conditions that exceed the rated IP class conditions.

This device is IP20 rated. IP (Ingress Protection) 20 class provides protection against solid objects greater than 12 mm, such as fingers, and no protection against harmful ingress of water.

2.2. Requirements for the User

This product may be used by ordinary persons. Maintenance and installation may be carried by ordinary persons. Service shall be carried out only by instructed or skilled persons. Contact your Highlite International dealer for more information.

Instructed persons have been instructed and trained by a skilled person, or are supervised by a skilled person, for specific tasks and work activities associated with the service of this product, so that they can identify risks and take precautions to avoid them.

Skilled persons have training or experience, which enables them to recognize risks and to avoid hazards associated with the service of this product.

Ordinary persons are all persons other than instructed persons and skilled persons. Ordinary persons include not only users of the product but also any other persons that may have access to the device or who may be in the vicinity of the device.

3. Description of the Device

The DAP EDGE EUA-1 is a set of 2 unidirectional antennas. The device is designed to be used with the DAP EDGE receivers but it is also suitable for other receivers that operate in the frequency range of 470–980 MHz.

3.1. Overview

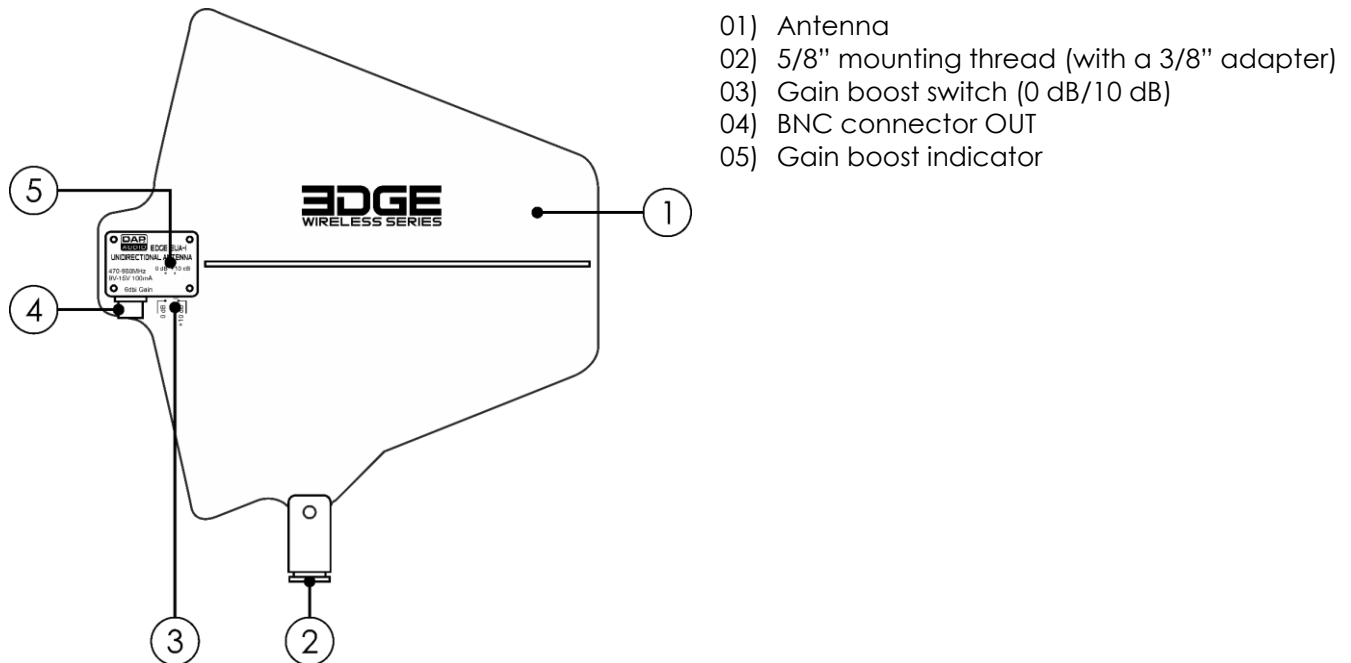


Fig. 02

3.2. Product Specifications

Model:	DAP EDGE EUA-1
Features:	
Wireless audio frequency:	470–980 MHz
Antennas:	
RF antenna output:	1 x BNC connector OUT
RF receiver antenna output voltage:	15 V
RF gaining:	6 dBi
RF gaining (range):	0–10 dB
Polar pattern:	Super Cardioid
Thread:	5/8" (with a 3/8" adapter)
Physical:	
Dimensions:	305 x 26 x 270 mm (L x W x H)
Weight (1 x antenna + 1 x cable):	0,6 kg
Construction:	
Housing:	Aluminum
Color:	Black
IP rating:	IP20
Thermal:	
Max. ambient temperature t_a :	From -10 °C to 50 °C

3.3. Accessories

The device is delivered without the receiver. The receiver is available in each of the following 4 sets:

- [D1475B](#) (EDGE EHS-1, 1-channel wireless handheld system)
- [D1476B](#) (EDGE EBS-1, 1-channel wireless bodypack system)
- [D1479B](#) (EDGE EHS-2, 2-channel wireless handheld system)
- [D1480B](#) (EDGE EBS-2, 2-channel wireless bodypack system)

The device is delivered without the antenna distributor. There is 1 antenna distributor available for this device:

- [D1485](#) (EDGE ED-1, antenna distributor)

You can additionally purchase the following accessories:

- [D1477B](#) (EDGE EHM-1, handheld condenser microphone)
- [D1478B](#) (EDGE EBT-1, bodypack)

3.4. Dimensions

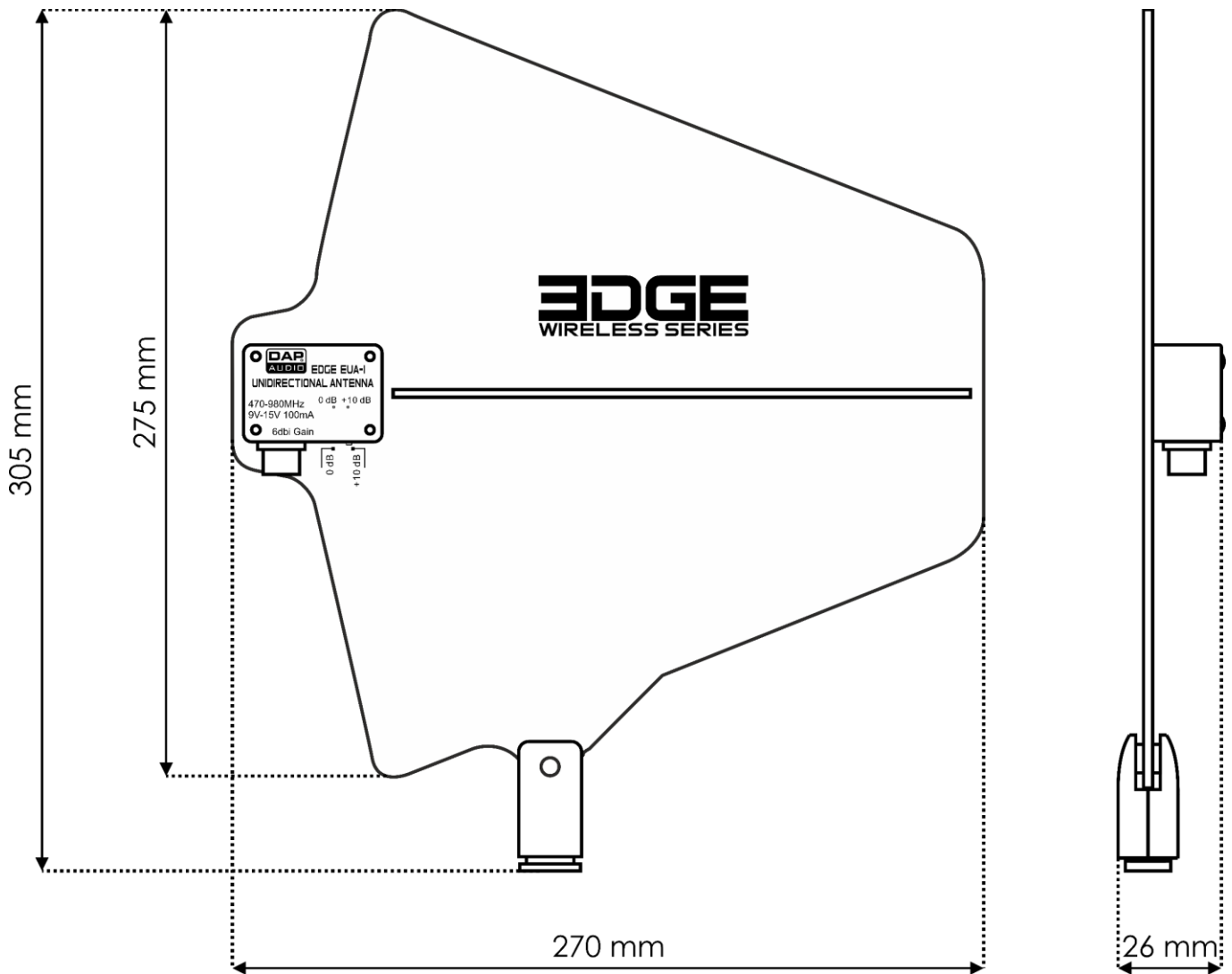


Fig. 03

4. Installation

4.1. Ambient Conditions

- The device can be used indoors.
- The maximum ambient temperature $t_a = 50\text{ }^{\circ}\text{C}$ must never be exceeded.
- The relative humidity must not exceed 50 % with an ambient temperature of $50\text{ }^{\circ}\text{C}$.

4.2. Mounting

The device can be mounted on a microphone stand.

- Make sure that the device is safely mounted on the microphone stand.
- Do not use microphone stands that are not recommended in this user manual. Use of the device with other stands may result in instability causing injury.

Install the device on a microphone stand with the **5/8" mounting thread (02)**.

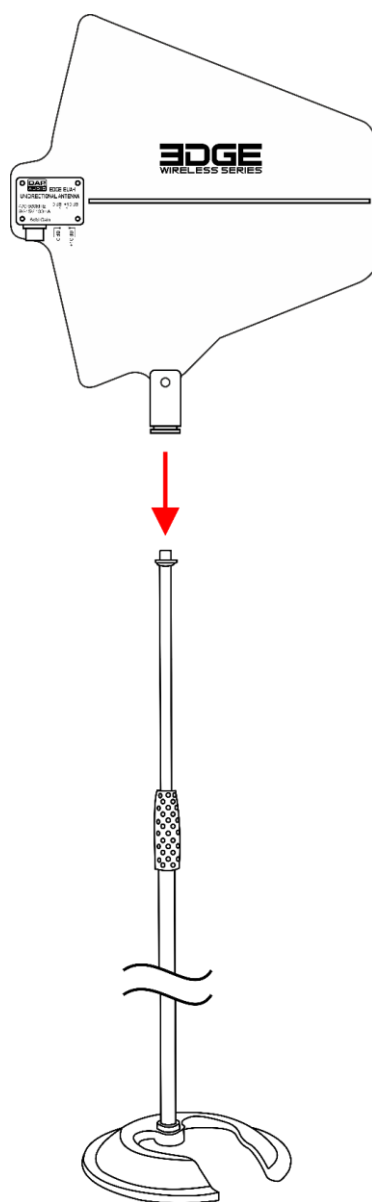


Fig. 04

5. Setup

5.1. Safety Instructions for Operation

**Attention**

This device must be used only for the purposes it is designed for.

This device is intended for use as an unidirectional antenna. It is suitable for indoor use. It is not suitable for households.

Any other use, not mentioned under intended use, is regarded as non-intended and incorrect use.

5.2. Compatibility of the Device

This device can be connected:

- to the EDGE ED-1 antenna distributor,
- to the EDGE receivers or,
- to other receivers that operate in the frequency range of 470–980 MHz.

5.3. Setting the Gain Boost

Move the **gain boost switch (03)** to select 0 or 10 dB. The **gain boost indicator (05)** lights up.

5.4. Connecting the Device

Use the supplied antenna cables to connect the **BNC connector OUT (04)** to the antenna input connector of the antenna distributor (or of the receiver).

The antennas receive the signal from the transmitter(s) and send it to the antenna distributor. The antenna distributor sends the signal to each connected receiver.

The receivers, transmitters and the antenna distributor are not supplied with the device. See **3.3. Accessories** on page 7.

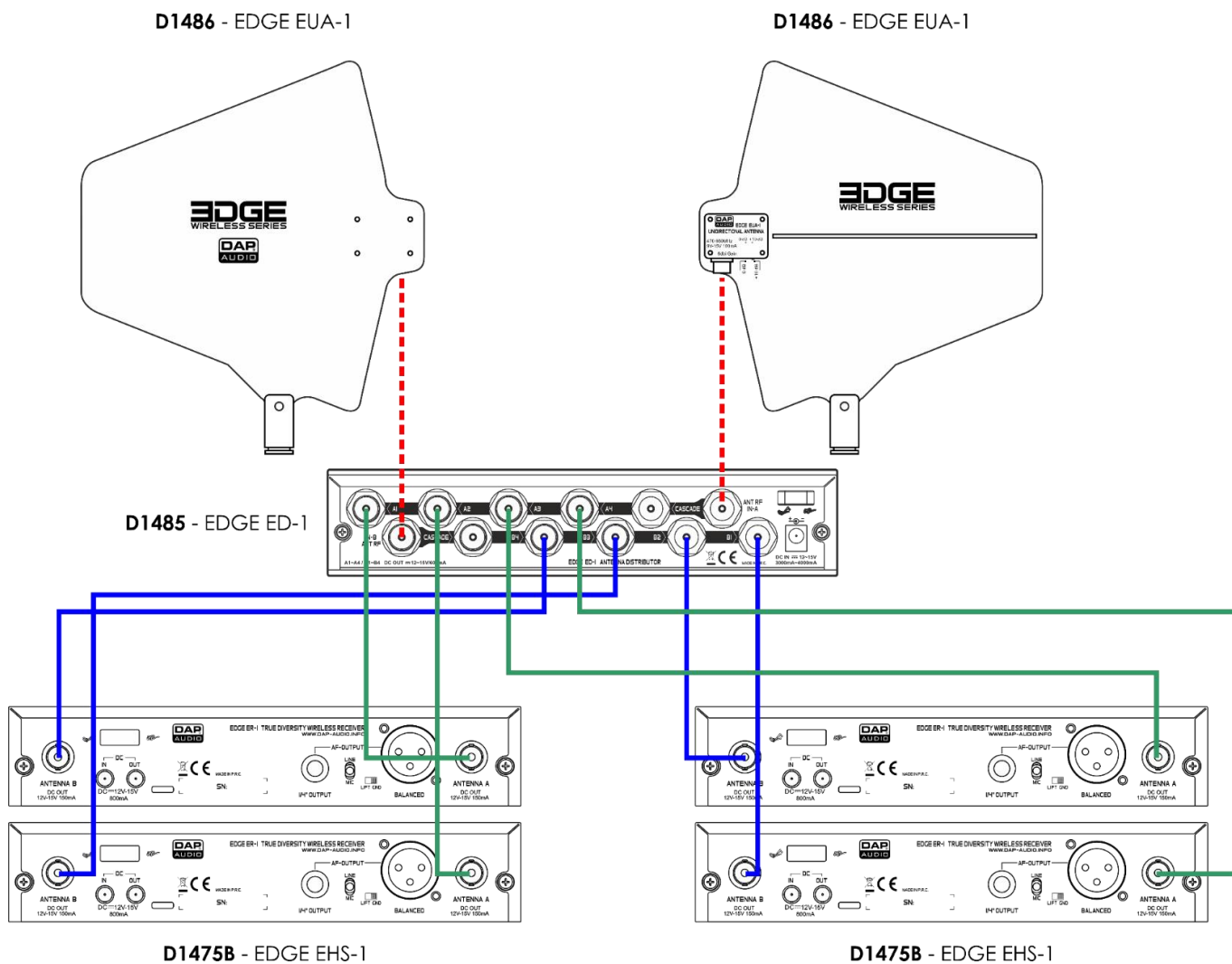


Fig. 05

6. Troubleshooting

This troubleshooting guide contains solutions to problems which can be carried out by an ordinary person. The device does not contain user-serviceable parts.

Unauthorized modifications to the device will render the warranty void. Such modifications may result in injuries and material damage.

Refer servicing to instructed or skilled persons. Contact your Highlite International dealer in case the solution is not described in the table.

Problem	Probable cause(s)	Solution
The device does not function at all	No power to the device	<ul style="list-style-type: none"> Make sure that the device is connected to the antenna distributor or to the receiver
Bursts of noise or other audible signals present	Sources of interference are present	<ul style="list-style-type: none"> Identify potential sources of interference (other RF-sources) and turn them off Set the gain boost switch (03) to 0 dB Move the device to another place until the sound quality is good

7. Maintenance

7.1. Preventive Maintenance



Attention

Before use, examine the device visually for any defects.

7.1.1. Basic Cleaning Instructions

To clean the device, follow the steps below:

- 01) Disconnect the device from the antenna distributor/ receiver.
- 02) Clean the device with a soft, lint-free cloth.



Attention

- Do not immerse the device in liquid.
- Do not use alcohol or solvents.

7.2. Corrective Maintenance

The device does not contain user-serviceable parts. Do not open the device and do not modify the device.

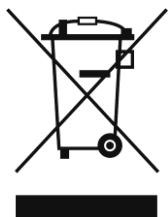
Refer repairs and servicing to instructed or skilled persons. Contact your Highlite International dealer for more information.

8. Deinstallation, Transportation and Storage

- Use the original packaging to transport the device, if possible.
- Clean the device before storing. Follow the cleaning instructions in chapter **7.1.1. Basic Cleaning Instructions** on page 11.
- Store the device in the original packaging, if possible.

9. Disposal

Correct disposal of this product



Waste Electrical and Electronic Equipment

This symbol on the product, its packaging or documents indicates that the product shall not be treated as household waste. Dispose of this product by handing it to the respective collection point for recycling of electrical and electronic equipment. This is to avoid environmental damage or personal injury due to uncontrolled waste disposal. For more detailed information about recycling of this product contact the local authorities or the authorized dealer.

10. Approval



Hereby, Highlite International declares that the device EDGE EUA-1, product code D1486, is in compliance with Directive 2014/53/EU (RED – Radio Equipment Directive).

The full text of the EU declaration of conformity is available at the respective product page on the website of Highlite International (www.highlite.com).

The DAP EDGE EUA-1 is a Class 2 wireless audio device (Commission Decision 2000/299/EC).

Frequency: 470–980 MHz

	BE	BG	CZ	DK	DE	EE	IE	EL	ES	FR	HR	IT	CY	LV
	LT	LU	HU	MT	NL	AT	PL	PT	RO	SI	SK	FI	SE	

Exclusion of liability

The frequency ranges available for radio transmitters differ per country and region. Consult the respective national and/or regional authority as licensing or specific restrictions may apply for the use of the device. We do not take any responsibility in case the device cannot operate or cannot be used in your country/region or if it requires additional licensing. Before using the device, check the allowed frequencies in your country or region.



©2022 DAP